



Missouri Urinary Bladder Cancers


2018-2022 stats and facts



7575 Total cases found

12981 Urinary Bladder Cancer Survivors

Incidence rate by Race




Death rate by Race



Incidence rate in Missouri with Urinary Bladder cancer per 100 thousand is

18.90

Incidence rate by Gender

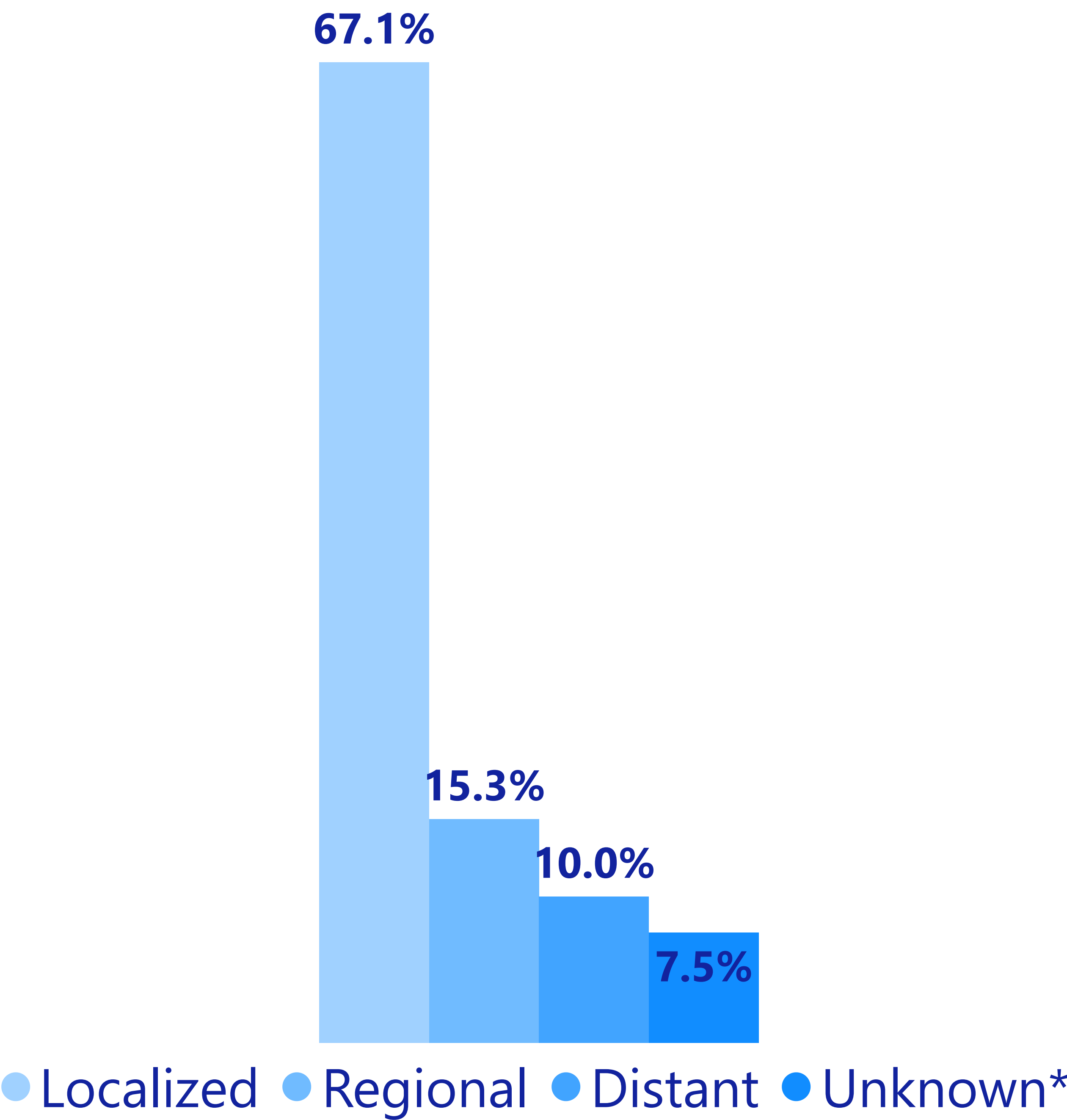


Death rate in Missouri with Urinary Bladder cancer per 100 thousand is

4.2

5-year relative survival rate is **75.30%**

Stage*% Distribution



Rates are per 100,000 and age-adjusted to the 2000 US Std Population (19 age groups- Census P25-1130) standard.
*Localized, Distant, Regional, and Unknown corresponds to malignant behavior
In situ Urinary Bladder cases are recoded as Localized stated with malignant behavior.

For more information, please visit:
cancerregistry.missouri.edu