



Missouri Head and Neck Cancers

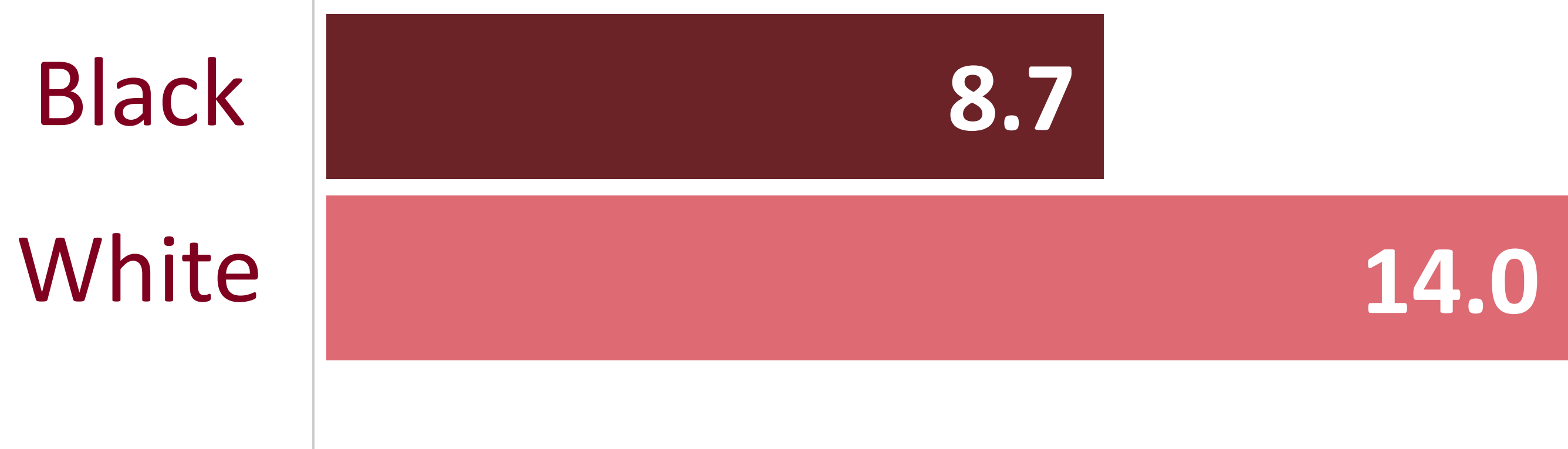
2018-2022 stats and facts



5294 Total cases found

8095 Head and Neck Cancer Survivors

Incidence rate by Race



Death rate by Race

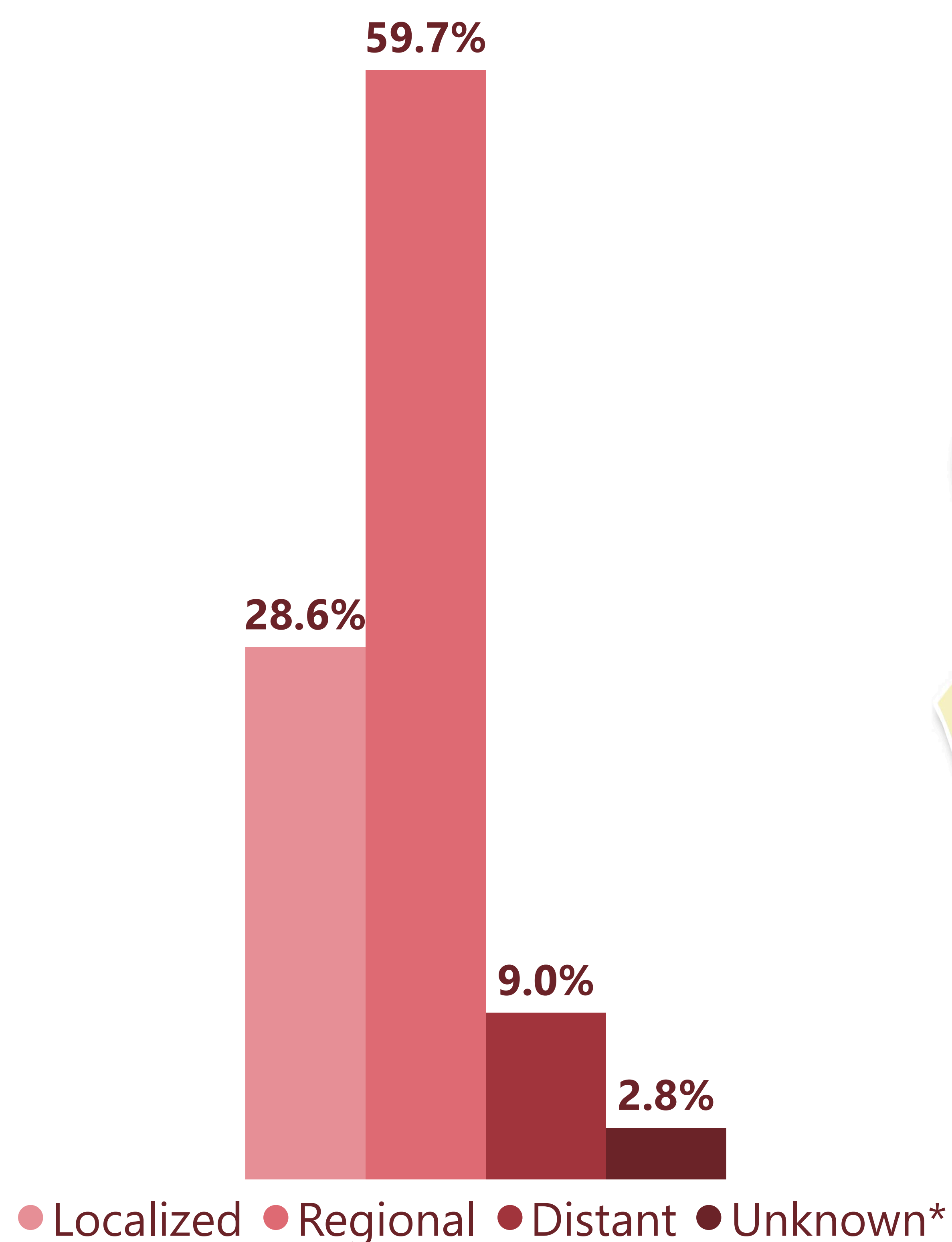


Incidence rate in Missouri with Head and Neck cancer per 100 thousand is


13.40

5-year relative survival rate is **66.40%**

Stage*% Distribution



Incidence rate by Gender



Death rate in Missouri with Head and Neck cancer per 100 thousand is

2.9

Rates are per 100,000 and age-adjusted to the 2000 US Std Population (19 age groups- Census P25-1130) standard.
*Localized, Distant, Regional, and Unknown corresponds to malignant behavior

For more information, please visit:
cancerregistry.missouri.edu

**Missouri Cancer Registry
and Research Center**

MCR is a collaborative partnership between the Missouri Department of Health and Senior Services (DHSS) and the University of Missouri funded by the Centers for Disease Control and Prevention's (CDC's) National Program of Cancer Registries (NPCR).