



Missouri Brain and Other CNS Cancers


2018-2022 stats and facts




2355 Total cases found

2758 Brain and Other CNS cancer Survivors

Incidence rate by Race



Death rate by Race




Incidence rate in Missouri with Brain and Other CNS cancer per 100 thousand is

6.70

5-year relative survival rate is **32.70%**

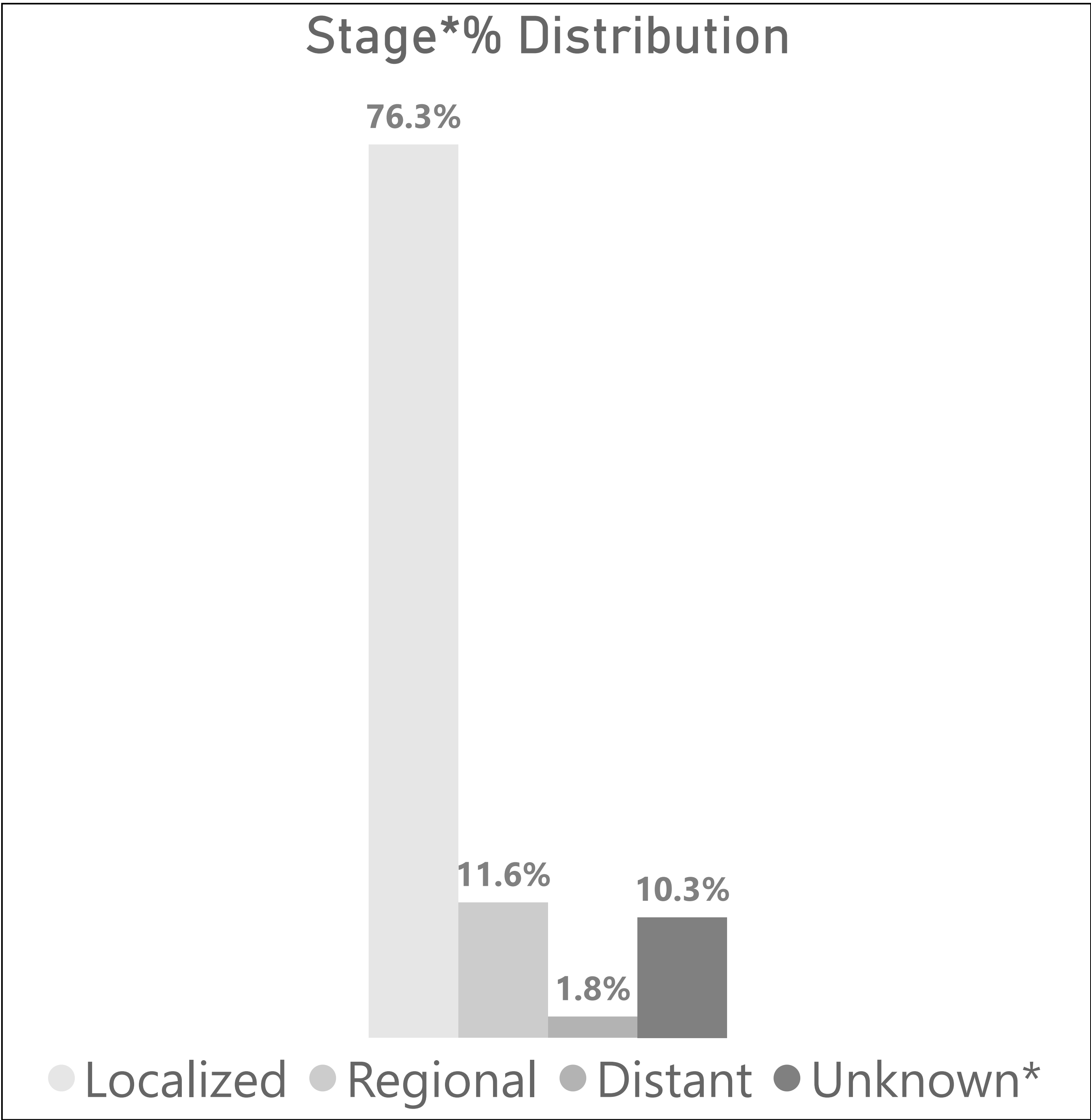
Incidence rate by Gender



Death rate in Missouri with Brain and Other CNS cancer per 100 thousand is

4.7

Stage*% Distribution



Rates are per 100,000 and age-adjusted to the 2000 US Std Population (19 age groups- Census P25-1130) standard.
*Localized, Distant, Regional, and Unknown corresponds to malignant behavior

For more information, please visit:
cancerregistry.missouri.edu

MCR is a collaborative partnership between the Missouri Department of Health and Senior Services (DHSS) and the United States Centers for Disease Control and Prevention's (CDC's) National Program of Cancer Registries (NPCR).