



Missouri Prostate Cancers

2017-2021 stats and facts




MISSOURI DEPARTMENT OF
**HEALTH &
SENIOR SERVICES**

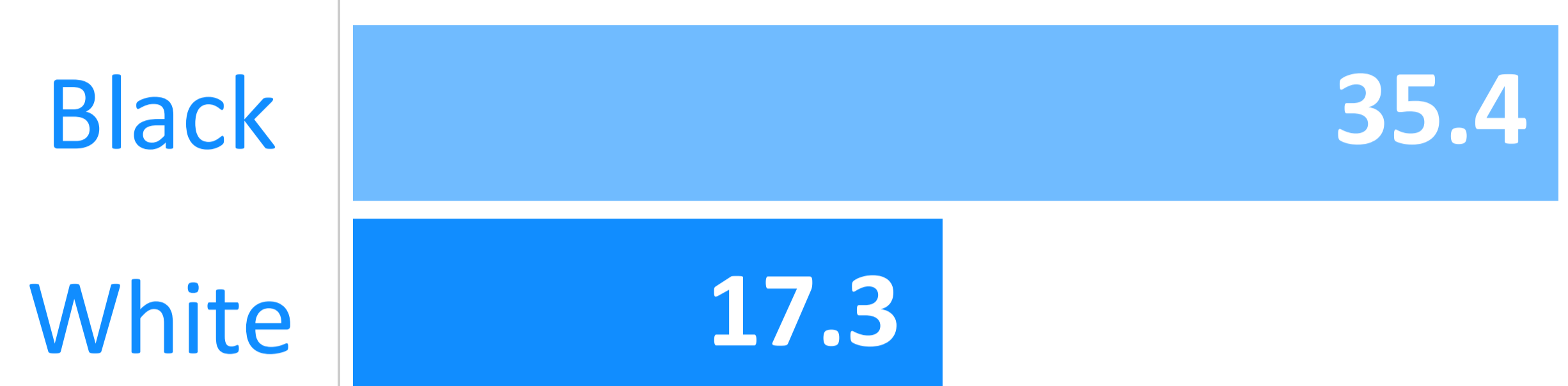
19131 Total cases found

48497 Prostate Cancer Survivors

Incidence rate by Race



Death rate by Race



Missourians diagnosed with Prostate cancer

1.59%

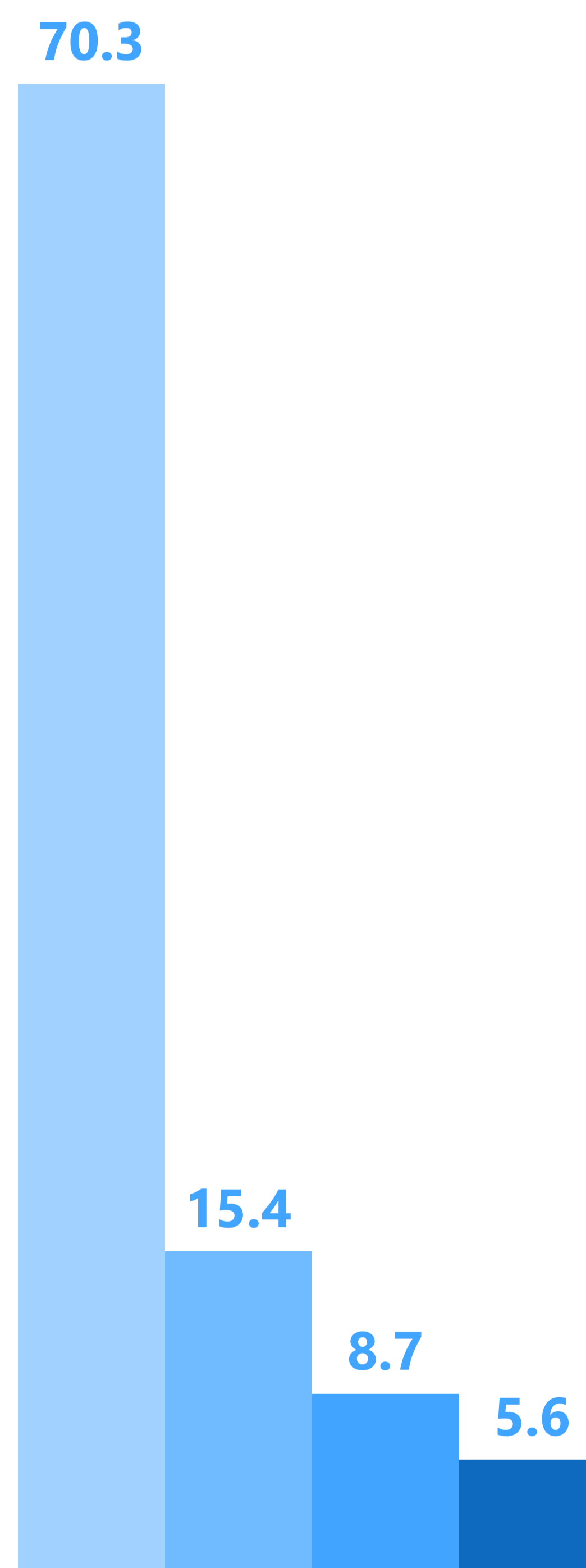
5-year relative survival rate is **97.0%**

Incidence among Male



97.3

Stage*% Distribution



32.9%

Screening**

Death rate in Missouri with Prostate cancer per 100 thousand is

18.1

● Localized ● Regional ● Distant ● Unknown*

Rates are per 100,000 and age-adjusted to the 2000 US Std Population (19 age groups- Census P25-1130) standard.

*Localized, Distant, Regional, and Unknown corresponds to malignant behavior

**Prevalence from BRFSS

For more information, please visit:

cancerregistry.missouri.edu

**Missouri Cancer Registry
and Research Center**